

HOTONE
DESIGN INSPIRATION

HOTONE
DESIGN INSPIRATION



 www.hotoneaudio.com

A STATION
OWNER'S MANUAL



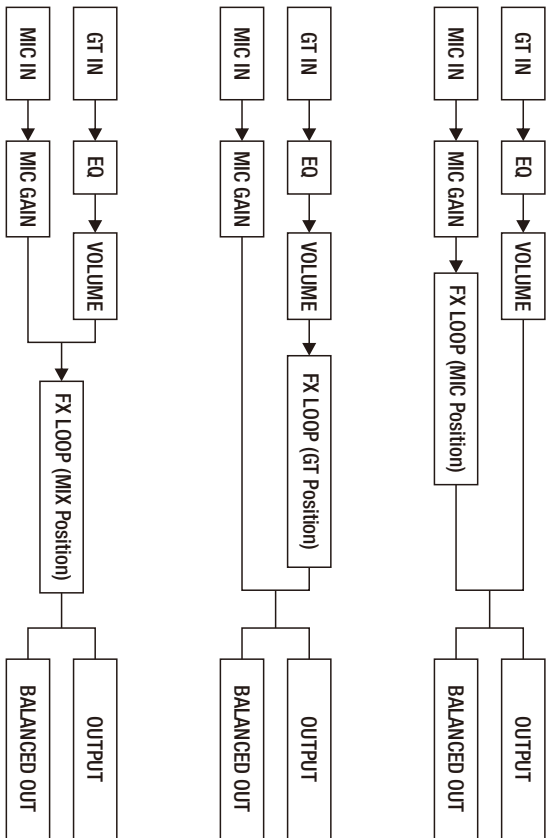
Thank you for purchasing a HOTONE product!

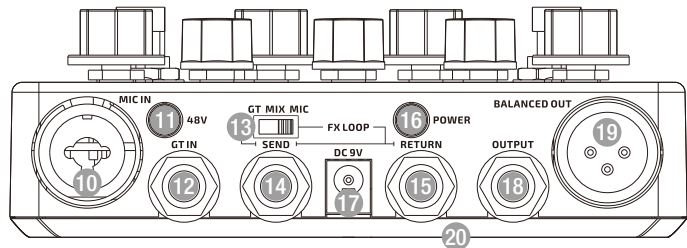
The A Station pedal is a powerful acoustic preamp with D.I. and microphone preamp. If it's acoustic you play (guitar, violin, mandolin, etc.), A Station will make it sound great.

The mic preamp makes this perfect for songwriters and worship leaders. It is a must have for venues where performers are playing through the house.

FEATURES

- ✦ Compact size, rock solid aluminum casing
- ✦ Powerful 3-band EQ for enhancing and shaping your instrument tone
- ✦ Notch filter with frequency control for eliminating unwanted feedback
- ✦ Pristine DI output for feeding the signal directly to the mixer or for recording
- ✦ 1/4" parallel output for connecting acoustic amps or other gear
- ✦ High quality microphone preamp with phantom power
- ✦ Switchable FX Loop for extended instrument and vocal dimension
- ✦ Mute function for silent tuning and safe connection
- ✦ Boost function for stand out solos or boosting weak instrument signals
- ✦ 9V DC or 9V battery power supply





PANEL INTRODUCTION

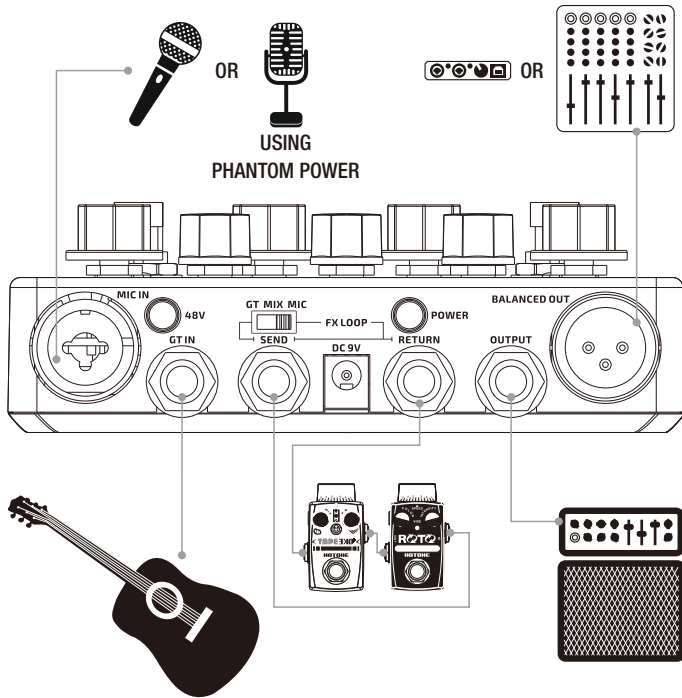
Front Panel

- BOOST switch:** For boosting your guitar signal. This function is very useful when you need to change your playing style or your guitar signal is weak. The boost amount is +6dB.
- MUTE switch:** For activating/deactivating mute function. All outputs will be muted when mute function is activated.
The LEDs above the footswitches indicate the function on/off status.
- VOLUME knob:** Controls the output volume of your guitar.
- BASS/MIDDLE/TREBLE:** 3-band EQ, for shaping your guitar sound.
- 7-8. NOTCH and NOTCH FREQ:** A notch EQ with frequency and gain control to fine tune your tone or eliminate unwanted feedback. Use the NOTCH knob to control the gain, use the NOTCH FREQ knob to adjust the frequency.
- MIC GAIN:** Controls the input level of your microphone.

Top (I/O) Panel

- MIC IN:** XLR and 1/4" combo jack, for connecting microphones.
- 11. 48V:** Push this button to turn on/turn off phantom power, which is supplied to the MIC IN jack.
- GT IN:** 1/4" (6.35mm) mono input jack, for connecting guitar.
- FX LOOP selector:** Use this selector to change the signal path.
GT: The FX LOOP affects your guitar signal only.
MIX: The FX LOOP affects both your guitar signal and your mic signal.
MIC: The FX LOOP affects your mic signal only.
- FX LOOP SEND jack:** 1/4" (6.35mm) mono jack, connect to your effects input jack.
- FX LOOP RETURN jack:** 1/4" (6.35mm) mono jack, connect to your effects output jack.
- POWER:** Switches the unit on/off.
- DC 9V:** Plug in 9V DC adapter (center negative, adapter sold separately).
- OUTPUT:** 1/4" (6.35mm) output jack, for connecting acoustic amps.
- BALANCED OUT:** XLR output jack, for connecting audio interfaces or mixers.
- Battery compartment (on the bottom):** Holds one 9-volt battery.

OPERATION



IMPORTANT: TURN ON FIRST, TURN OFF LAST. Always mute the mixer/audio interface or turn down the volume knob on your amp before plugging or unplugging power jacks, cables, etc.

When you're using a mixer or an audio interface, please adjust the knobs onboard carefully to avoid signal clipping.

This unit **CANNOT** be supplied by phantom power.

Note: OUTPUT jack and BALANCED OUT jack can be used at the same time.

SPECIFICATIONS

Input impedance: GT IN jack: 1M Ohms

MIC IN jack: 10K Ohms

Output impedance: OUTPUT jack: 600 Ohms

BALANCED OUT jack: 600 Ohms

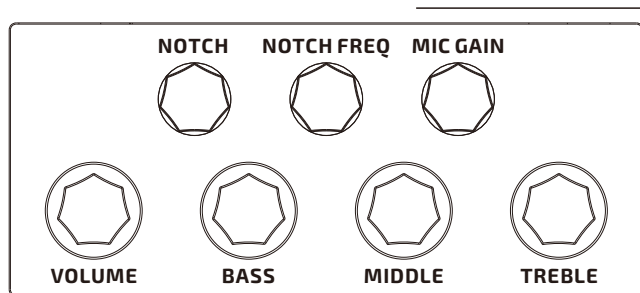
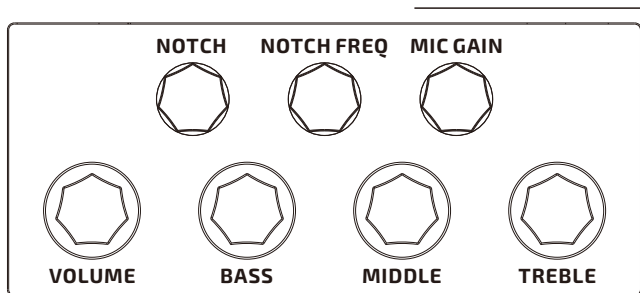
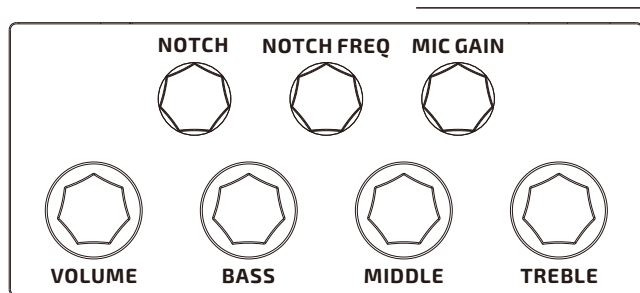
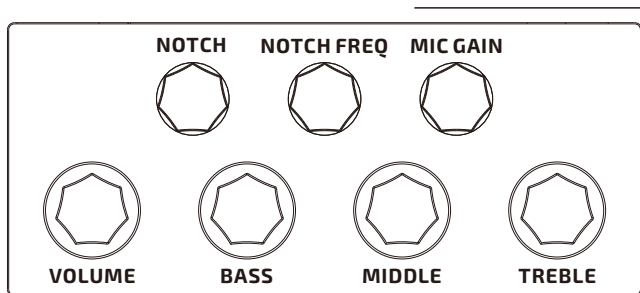
Power Requirement: 9V DC center negative

Current Consumption: 85mA

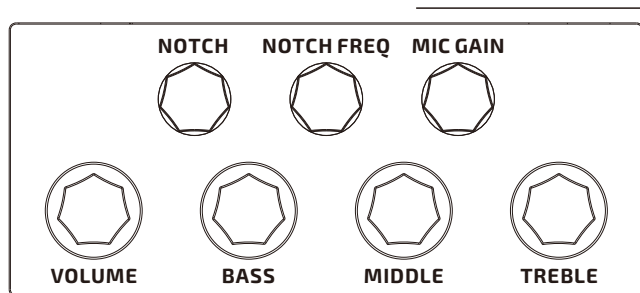
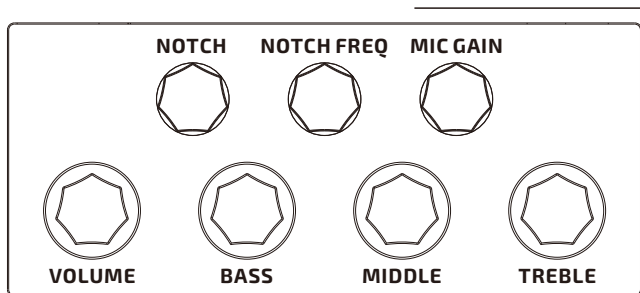
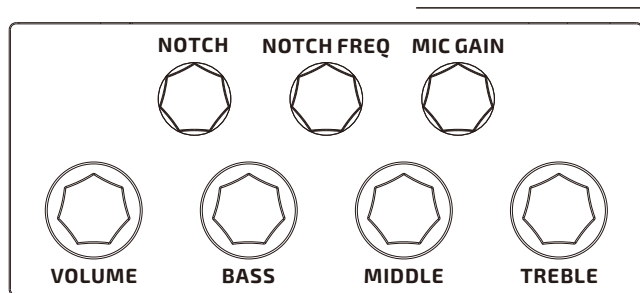
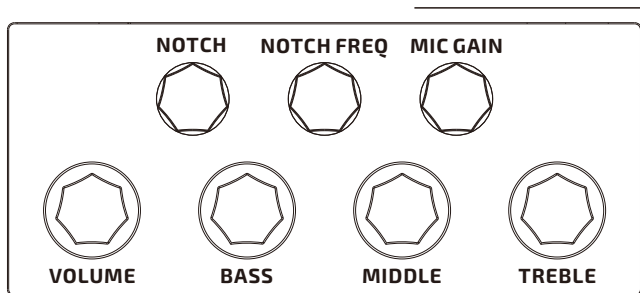
Dimensions: 140mm (D) × 120mm (W) × 54mm (H)

Weight: 480g

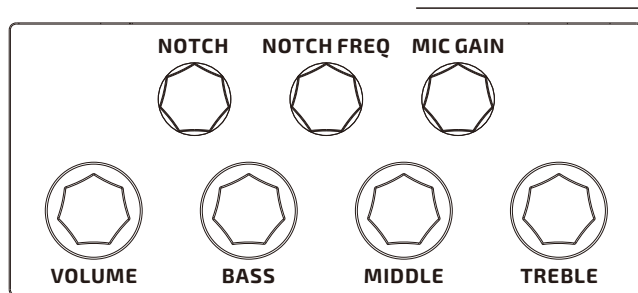
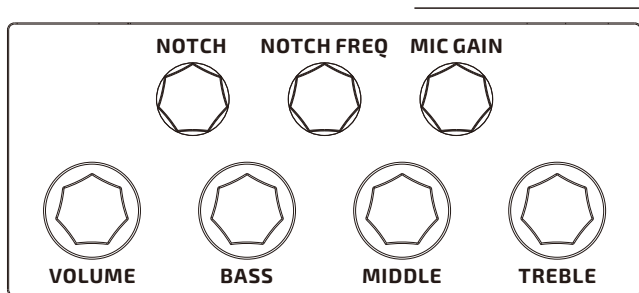
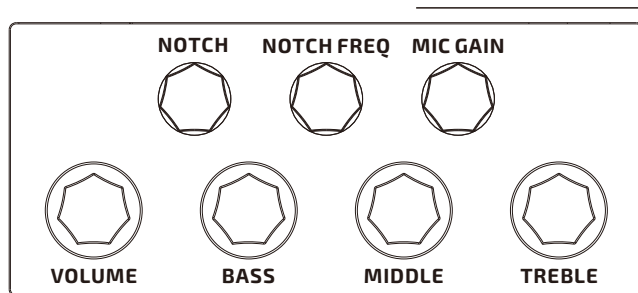
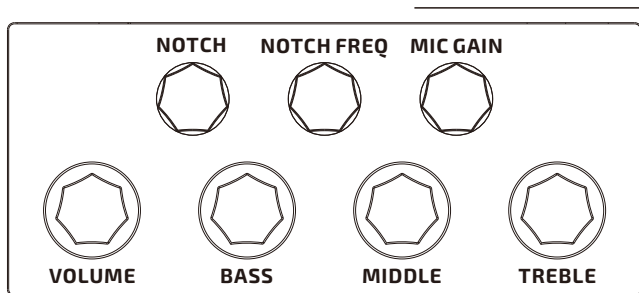
CUSTOM SETTINGS



CUSTOM SETTINGS



CUSTOM SETTINGS



CUSTOM SETTINGS

